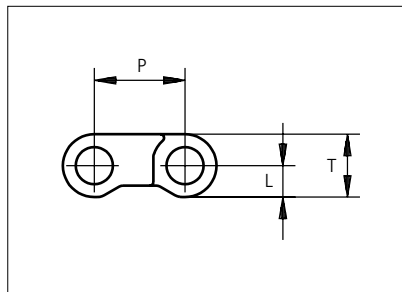



Plastic Modular Belt

Series **uni M-QNB** Type **NS**



Straight running belt
 Nominal pitch: 12.7 mm (0.50 in)
 Surface type: Flat
 Surface opening: Closed
 Backflex radius: 20.0 mm (0.80 in)
 Pin diameter: ø5 mm (0.20 in)

Belt material & color	POM-SLF B	POM-SLF W	PE B	mm	in	mm	in
	P (Nominal)				12.7	0.50	T
Pin material & color	PP B	PP W	PE N	L	4.4 / 0.17	-	-

Non standard material and color: See uni Material and Color Overview.

Alternative pin and lock materials: Lockpin: PBT LG PA6.6 N D PP B PE N

Belt width		Permissible tensile force (Belt/pin material)				Belt weight (Belt/pin material)				*Min. No. drive sprocket per shaft	Number of wear strips (Min. No.)	
		POM-SLF/PP		PE/PE		POM-SLF/PP		PE/PE			**Carry (pcs)	**Return (pcs)
mm	in	N	lbf	N	lbf	kg/m	lb/ft	kg/m	lb/ft			
77	3.0	1463	329	616	138	0.6	0.42	0.5	0.31	2	2	2
153	6.0	2907	653	1224	275	1.3	0.84	0.9	0.61	2	2	2
229	9.0	4351	978	1832	412	1.9	1.26	1.4	0.91	3	2	2
305	12.0	5795	1303	2440	549	2.5	1.68	1.8	1.21	4	3	2
382	15.0	7258	1632	3056	687	3.1	2.11	2.3	1.51	4	3	2
458	18.0	8702	1956	3664	824	3.8	2.52	2.7	1.82	5	4	2
534	21.0	10146	2281	4272	960	4.4	2.94	3.2	2.12	6	4	2
610	24.0	11590	2605	4880	1097	5.0	3.36	3.6	2.42	7	5	3
687	27.0	13053	2934	5496	1236	5.6	3.79	4.1	2.72	7	5	3
763	30.0	14497	3259	6104	1372	6.3	4.20	4.5	3.03	8	6	3
839	33.0	15941	3584	6712	1509	6.9	4.62	5.0	3.33	9	6	3
915	36.0	17385	3908	7320	1646	7.5	5.04	5.4	3.63	10	7	4
992	39.1	18848	4237	7936	1784	8.1	5.47	5.9	3.93	10	7	4

Additional standard belt widths are available in steps of 76.3 mm (3.00 in.) Additional non-standard belt widths are available in steps of 38.1 mm (1.50 in.)

1983	78.1	37677	8470	15864	3566	16.3	10.93	11.7	7.86	20	14	7
------	------	-------	------	-------	------	------	-------	------	------	----	----	---

Additional standard belt widths are available in steps of 76.3 mm (3.00 in.) Additional non-standard belt widths are available in steps of 38.1 mm (1.50 in.)

2974	117.1	56506	12703	23792	5348	24.4	16.39	17.5	11.79	30	20	10
------	-------	-------	-------	-------	------	------	-------	------	-------	----	----	----

General belt tolerance is +0/-0.4% at 23°C/73°F and 50% RH. For exact belt width contact Customer Service. Non standard belt width on request.

*Max. Load per Drive Sprocket. Belt material: POM-SLF 1000 N (225 lbf), PE 800 N (180 lbf)

**Max. Spacing between wear strips, Carry: 152 mm (6 in.); Return: 304 mm (12 in.)

= Single Link


Any questions? Please contact us.

Sprocket

No of teeth	Bore size													Overall diameter		Pitch-diameter		Hub-diameter		A-dimension		B-dimension		Single row/Two way	Double row/Two way	Molded PA6 LG	Machined PA6 N
	Pilot bore		in	0.75	0.78	0.98	1.00	1.18	1.25	1.50	1.57	2.36	2.50														
	mm	19.1	18.0	25.0	25.4	30.0	31.8	38.1	40.0	60.0	63.5	90.0	mm	in	mm	in	mm	in	mm	in							
Z10	x		●										41.3	1.63	41.1	1.62	28	1.10	15.2	0.60	25	0.98	x		x		
Z19	x				●	●	●	■					78.3	3.06	77.2	3.04	65	2.56	33.7	1.33	43	1.69	x		x		
Z28	x				●	●	●	■					114.9	4.52	113.4	4.46	65	2.56	52	2.05	61.1	2.41	x		x		
Z28										■			114.9	4.52	113.4	4.46	100	3.93	52	2.05	61.1	2.41	x		x		
Z38	x						●	●	●				155.5	6.12	153.8	6.06	75	2.95	72.2	2.84	81.3	3.20	x		x		

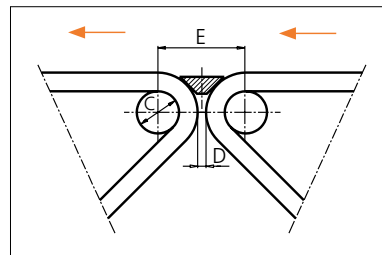
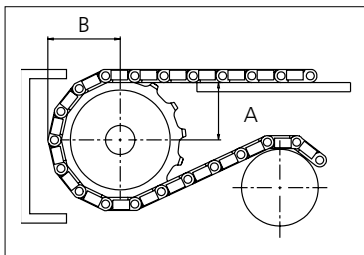
■ Molded sprocket

● Molded sprocket



Non standard material and color: See uni Material and Color Overview.

Nosebars Min. Dimensions



	mm	in
C	20.0	0.79
D	4.0	0.16
E	41.6	1.64

Other sprocket sizes are available upon request.
 Two-part sprocket are available upon request.
 Round bores are always delivered with keyway.
 Other bore sizes are available upon request.
 uni Retainer Rings: See uni Retainer Ring data sheet
 Width of tooth = 7.0 mm (0.28 in)
 Width of sprocket = 20.0 mm (0.79 in)

Max load per sprocket shown does not take bore size into account.
 Please also ensure that sufficient size shaft is chosen for corresponding load.

For correct sprocket position: See uni Assembly Instructions for uni M-QNB.
 For more detailed sprocket information. contact Customer Service.

Any questions? Please contact us.